



Since 1947

PLASMA EDGE



Bipolar Plasma Resection System

GYNECOLOGY


Powered by Lamidey Noury Medical

Made in France


PLASMA BENEFITS WITHOUT EFFICIENCY COMPROMISE

- Saline solution
- No superficial carbonizations and thermal damage
- Deep haemostasis for less post-operative bleeding
- The tissues remain white and the solution clear after the procedure
- Instant plasma activation
- The most efficient coagulation effect
- Low average power requirement
- Auto-cleaning ability with a quick cut activation

Compatible working element



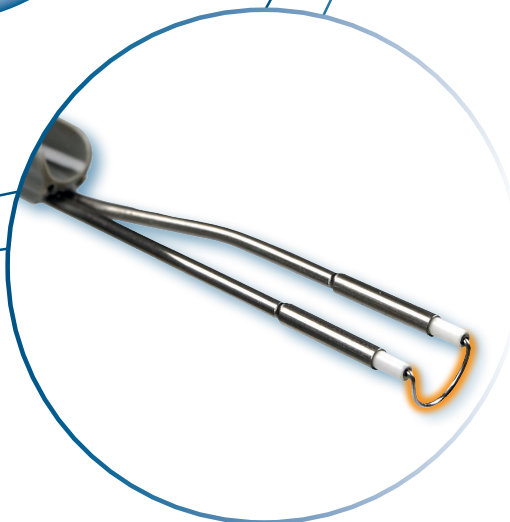
Complete resectoscope



A
COMPLETE
SYSTEM



Electrosurgical units solution



Full disposable electrode range

OPERATING ROOM RESECTOSCOPE SOLUTIONS

PLASMA EDGE WORKING ELEMENT

Maintains all the existing sets and optics present in your hospital.

Plasma EDGE provides a full range of working elements compatible with your existing resectoscope and an option for a brand new resectoscope.

In the first case, we only exchange the working element and maintain the usage of all other accessories such as the optics, inner and outer sheaths, pumping system...

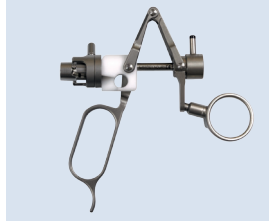
This provides an easy and cost effective access to the Plasma EDGE technology.



Compatible working element




Existing sheaths or
available in catalogue



Existing 4mm optic or
available in catalogue

PLASMA EDGE RESECTOSCOPE



For a smooth experience we also provide a 8.5mm (26/24Fr) double flow sheath rotatable resectoscope with a double quick lock design.

This will be compatible with our optic range and with most of the existing optics available making it very versatile.

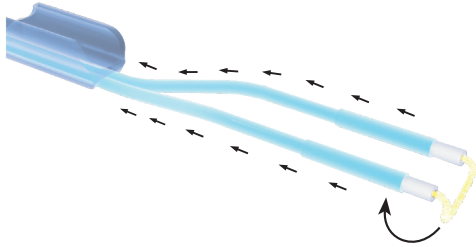
Quick lock sheaths and working element



Existing 4mm optic or
available in catalogue

A COMPLETE ELECTRODE SOLUTION

Technology



Plasma EDGE technology is simply the perfect answer to the 2 keys features required by a surgeon:

SAFETY:

- Power return is directly integrated within the electrode, thus leaving no electricity conducted through the resectoscope
- There is no risk of thermal damage by tissue contact as there is no apparent neutral electrode.

EFFICIENCY:

- Instant Plasma ignition
- Short and constant distance between the 2 poles which improves coagulation capability.

Operating Room electrode range



Slim loop



Cutting Loop



Straight loop



Vaporization



Ball



Needle

See and treat / Office solution



5Fr electrode / Twizzle

Thanks to a cutting and coagulation capabilities. The Twizzle allows to resect small polyps and biopsy.

This one is also suitable for septum removal and synechia.





Plasma EDGE complete system


OPERATING ROOM

Working element compatible

Working element



Items already present in the hospital or available in our catalogue



8.5mm Sheaths

4mm Optic

Electrodes



Slim loop



Cutting Loop



Straight loop



Vaporization



Ball



Needle

Plasma EDGE resectoscope

Working element



Quick lock 8.5mm Sheaths



Optic already present in the hospital or available in our catalogue



4mm Optic

MCB



Optima



Seal



SEE AND TREAT

Operative Sheath

Bettocchi operating sheath hysteroscopy system, double flow 5mm /15Fr 5Fr working channel



Optic already present in the hospital or available in our catalogue



2.9mm Optic

Electrode



5Fr electrode



Endoscopes

*High Definition, wide angle
Autoclavable, max, 134° C / 2,3 bar / 5 min*



Diameter 2 mm

Reference	∅	Viewing Angle	Working length
VESTEL2030	2.0 mm	30°	260 mm

Diameter 2.9 mm

Reference	∅	Viewing Angle	Working length
VESTEL290	2.9mm	0°	302mm
VESTEL2912	2.9mm	12°	302mm
VESTEL2930	2.9mm	30°	302mm

Diameter 4.0 mm

Reference	∅	Viewing Angle	Working length
VESTEL40	4mm	0°	302mm
VESTEL412	4mm	12°	302mm
VESTEL430	4mm	30°	302mm



Fiber Light Cables



3.5 mm diameter, xenon safe, for ∅ 4.0 - 2.9mm scopes

Reference	Working length
VESLC10	2300mm

Adaptators for optic fiber light cable

Reference	Projector end	Description	Reference	Instrument end
VESLC11		Lamidey Noury / Storz	VESLC12	



Diagnostic Sheath

Diagnostic Hysteroscopy sheath, with 1 rotatable stopcock, with obturator



System	Colour	Outer ø 4mm	Working length	Sheath only	Obturator only
VEGC1A	White	ø 2.9mm 0° Scope	270mm	VEGS10	VEGS11
VEGC1B	White	ø 2.9mm 30° Scope	270mm	VEGS12	VEGS11
System	Colour	Outer ø 5mm	Working length	Sheath only	Obturator only
VEGC2A	Blue	ø 4.0mm 0° Scope	270mm	VEGS20	VEGS21
VEGC2B	Blue	ø 4.0mm 30° Scope	270mm	VEGS22	VEGS21

Operating Sheaths

Bettocchi Operating Hysteroscopy system, double sheath, continuous flow, instrument channel, drop shaped








System	Description	Colour	Scope	WL	Sheath only
VEGC3	Operating Inner Sheath, with 5Fr working channel, 1 stopcock	Red	ø 2.0mm 30° Scope WL 260mm		VEGS30
	Continuous flow Operative Outer sheath, oval, ø 4.3mm, 1 stopcock	Red		181mm	VEGS31
System	Description	Colour	Scope	WL	Sheath only
VEGC4	Operating Inner Sheath, with 5Fr working channel, 1 stopcock	White	ø 2.9mm 30° Scope WL 302mm		VEGS40
	Continuous flow Operative Outer sheath, oval, ø 5.0mm, 1 stopcock	White		192mm	VEGS41
System	Description	Colour	Scope	WL	Sheath only
VEGC5	Operating Inner Sheath, with 5Fr working channel, 1 stopcock	Turquoise	ø 2.9mm 30° Scope WL 302mm		VEGS50
	Continuous flow Operative Outer sheath, shaped, ø 5.0mm, 1 stopcock	Turquoise		235mm	VEGS51



Biopsy and Grasping Forceps

410mm working length,
5Fr diameter, semi rigid

Description	Reference	∅	Instrument
Biopsy Forceps, oval cup, sharp	VEGF50	5Fr	
Scissors, pointed tips	VEGF51	5Fr	
Scissors, blunt tips	VEGF52	5Fr	
Alligator Forceps	VEGF53	5Fr	
Tenaculum Forceps	VEGF54	5Fr	



French manufacturer of electrosurgical solutions since 1947

Lamidey Noury Medical

Z.A. Les Godets 3 rue des Petits Ruisseaux - F 91370 Verrières le Buisson FRANCE

Tel. : +33 (0)1 69 20 69 69 - Fax : +33 (0)1 60 13 97 47

info@lamidey-noury.fr - export@lamidey-noury.fr

www.lamidey-noury.com



Made in France